



News in Open Databases

COD, PCOD, TCOD, MPOD, FPSM ...

D. Chateigner, S. Grazulis, J. Butkus, A. Merkys, A. Daškevič,
O. Pérez, G. Pepponi, L. Lutterotti, M. Quirós Olozábal, A. Le
Bail, R. Downs, P. Moeck, A.F.T. Yokochi





COD - Introduction

Data uploads at increasing rates. Automated software tools developed to provide consistent, uniform and accurate

information: > **155000** cif files (1/12/2011)

> **235000** cif files (1/06/2013)

- automated structure deposition tools;
- collaboration platform for structure validation and curation;
- improved data quality – uniformity, integrity, and trustworthiness;
- scientific data freely accessible to anyone
- some automated publishers harvesting
- incorporated in 5 industrial major softwares

Deposit your data to COD

or publication!



<http://www.crystallography.net/>

Crystallography Open Database Validation and Deposition Interface

Select CIF file for check:

About this Validation Interface

This interface allows you to upload, validate and edit CIF files before submitting them for deposition.

Steps

The process of files deposition, after you have uploaded your data is pretty simple.

First step, after files have been uploaded, is validation. Our scripts performs some validation. Results are displayed to you next to your files.

- Automated data deposition

check new CIF file.'" data-bbox="146 348 850 870"/>

Crystallography Open Database: CIF Validator - Mozilla Firefox

File Edit View History Bookmarks Tools Help

http://test.crystallography.net/validate.php?CODESESSION=dgCVadHdtJR-gkG,1,nNfktMus8

Most Visited Google Google (LT) PDB NDB COD COD (LT) Wikipedia PubMed DrugBank EMBL(HH) ChemSynthesis Saullus

Crystallography Open Database Validation and Deposition Interface

Deposit to COD all valid files

File	Status	Actions
ALL.CIF	valid	<input type="button" value="Edit"/> <input type="button" value="Deposit to COD"/>

File [ALL.CIF] is correct

You can now [check new CIF file](#) .

Predicted COD

2011 state: 898.707 SiO₂ entries were added from *ZEFSAII* zeolite predictions and the contributions from *GRINSP* increased to 163.520 (silicates, phosphates, sulfates of Al, Ti, V, Ga, Nb, Zr, or zeolites, fluorides, etc). The PCOD is the first database to attain and offer **more than one million of CIF entries**.

Software : a new *GRINSP* version is now available [3] for parallel computing (for instance using fully the 8 processors of an INTEL core i7).

Other data from other prediction computer programs (*CASTEP*, *CERIUS2*, *CRYSTAL*, *G42*, *GULP*, *USPEX*...) are expected, just send them, please.

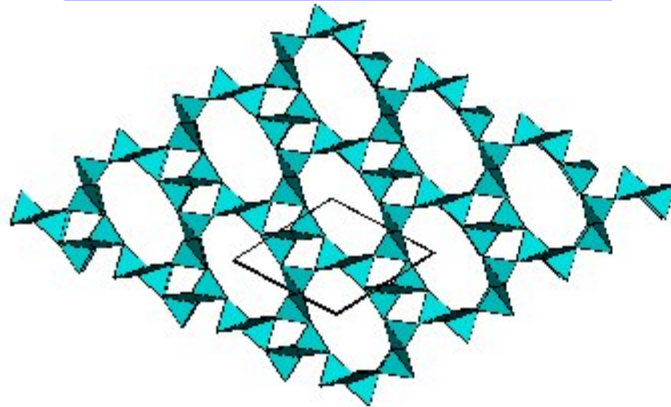
www.crystallography.net/pcod

Predicted Crystallography Open Database

[Upload data](#)

or

[Search the database](#)



[Updated November 2009 : 1.062.771 entries in the PCOD](#)

The largest collection of [CIFs](#) in the world

(see the "[What is New](#)" page)

Content :

PCOD contains ([see the complete list](#)) inorganic compounds (silicates, phosphates, sulfates of Al, Ti, V, Ga, Nb, Zr, zeolites, fluorides, etc) predicted - or enumerated - mainly by [ZEFSa II](#) (898.707 SiO₂ entries) or by [GRINSP](#) (163.520 entries), or by other programs.

MPOD

Material Property Open Database

www.materialproperties.org

- Collects, opens access to published material properties data
- Keeping connection to structural information: COD
- New cif-compliant .MPOD files
- Search tool
- Online view of property tensors
- Publication references

Coded Properties

- elastic stiffness and compliance, internal friction
- refractive indices, dielectric permittivity and stiffness
- electrical resistivity, polarisation, coercive field
- thermoelectric power
- heat capacity
- thermal conductivity, diffusivity and expansion
- piezoelectricity, electrostriction, electromechanical coupling
- piezooptic, photoelastic
- superconducting critical fields, penetration and coherence lengths ...
- Magnetic transition temperatures

Original published paper serves as reference

Experimental information is given

One mpod file for one publication and one phase



Material Properties Open Database

[home](#) [datafiles](#) [dictionary](#)

[introduction](#)

[search](#)

[properties](#)

[submit](#)

[documentation](#)

[references](#)

Input search parameters

Phase Name:
Formula contains:
COD code:
Publication author:

Search results:

Found datafiles

code	filename	cod code	phase generic	phase name	chemical formula	publication
1000002	1000002.mpod	9008460	None	aluminum	Al	2
1000003	1000003.mpod	9008460	None	aluminum	Al	3
1000093	1000093.mpod	9008460	None	Aluminum	Al N	53
1000094	1000094.mpod	9008860	None	Aluminum nitride	Al N	54

File Modifica Visualizza Cronologia Segnalibri ScrapBook Strumenti Aiuto

http://www.materialproperties.org/dataitem/1000027/

MPOD - DataFile View

- search
- properties
- documentation
- references

Datafile info

code	: 1000027
filename	: 1000027.mpod
cod code	: 9012795
phase generic	: None
phase name	: langasite
chemical formula	: La3 Ga5 Si O14
publication	: 16

Property values

General experimental conditions/parameters

measurement method	: RUS-Laser-Doppler
conditions temperature [K]	: 297

Properties' values

[elastic stiffness cij](#) [GPa]

189.5	105.3	97.16	14.25	-	-
-	189.5	97.16	-14.25	-	-
-	-	262.6	-	-	-
-	-	-	53.5	-	-
-	-	-	-	53.5	28.5
-	-	-	-	-	42.1

Datafile info

code	: 1000069
filename	: 1000069.mpod
cod code	: 1010458
phase generic	: KDP
phase name	: Mn-doped potassium dihydrogen phosphate
chemical formula	:
publication	: 37

Property values

Other experimental conditions/parameters

measurement method [n.a.]	: XRD
---	-------

Properties' values

[piezoelectric dij](#) [m.V⁻¹]

-	-	-	2.3(1)	-	-
-	-	-	-	2.3(1)	-
-	-	-	-	-	47(2)



Material Properties Open Database

[home](#) [datafiles](#) [dictionary](#)

[introduction](#)

[search](#)

[properties](#)

[submit](#)

[documentation](#)

[references](#)

Publication details

title	Anisotropy of the superconducting state parameters and intrinsic pinning in low-level Pr-doped YBa ₂ Cu ₃ O _{7-d} single crystals
authors	Kortyka, A.; Puzniak, R.; Wisniewski, A.; Zehetmayer, M.; Weber, H.W.; Cai, Y.Q.; Yao, X.
journal	Superconductor Science and Technology
year	2010
volume	23
issue	10
first page	None
last page	None
reference	065001
pages number	7

Associated datafiles

code	filename	cod code	phase generic	phase name	chemical formula	publication
1000107	1000107.mpod	None	None	YBCO	Y Ba2 Cu3 O6.915	65



Material Properties Open Database

[home](#) [datafiles](#) [dictionary](#)

[introduction](#)

[search](#)

[properties](#)

[submit](#)

[documentation](#)

[references](#)

Property details

tag	_prop_superconducting_critical_field2_Hc2i
name	prop superconducting critical field2 Hc2i
description	_superconducting_critical_field2_Hc2i
tensor dimensions	3
units	T
units detail	tesla

Associated datafiles

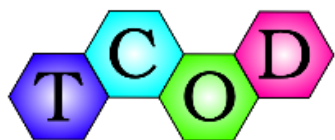
code	filename	cod code	phase generic	phase name	chemical formula	publication
1000097	1000097.mpod	9088326	None	LiFeAs	Li Fe As	56
1000102	1000102.mpod	None	?	iron arsenide	Ba Fe2 As1.3 P0.7	60
1000107	1000107.mpod	None	None	YBCO	Y Ba2 Cu3 O6.915	65
1000108	1000108.mpod	None	None	YBCO	Y Ba2 Cu3 O6.973	65
1000109	1000109.mpod	None	None	Pr-YBCO	Y0.992 Pr0.008 Ba2 Cu3 O6.934	65

TCOD

Theoretical COD

www.crystallography.net/tcod

- Extending COD to numerically refined structures
- DFT, MD, first-principles ... optimized
- launched May 2013



Theoretical Crystallography Open Database

COD Home

[Home](#)
[What's new?](#)

Accessing COD Data

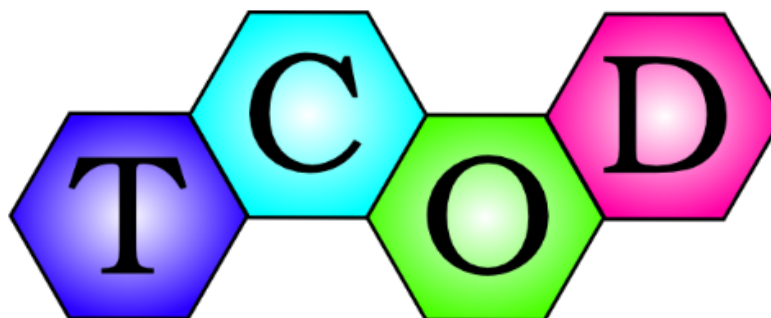
[Browse](#)
[Search](#)

Add Your Data

[Deposit your data](#)
[Manage depositions](#)
[Manage/release
prepublications](#)

Documentation

[COD Wiki](#)
[Obtaining COD](#)
[Citing COD](#)
[COD Mirrors](#)
[Advices to donators](#)

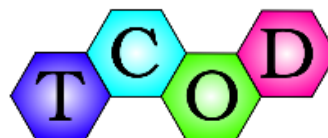


Open-access collection of theoretically calculated or refined crystal structures of organic, inorganic, metal-organic compounds and minerals, excluding [biopolymers](#)

All data on this site have been placed in the public domain by the contributors.

Currently there are **96** entries in the TCOD.

Latest deposited structure: [20000096](#) on 2013-05-09 at 11:48:25 UTC



[CIFs Donators](#)

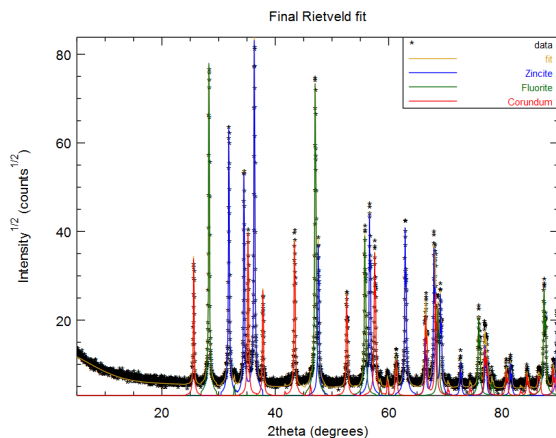


FPSM

Full-Profile Search-Match

cod.iutcaen.unicaen.fr

- Identify and quantify phases from powder diffraction patterns
- x-ray, neutron or electron patterns



Phase ID	name	vol. (%)	wt. (%)	crystallites (Å)	microstrain
9004178	Zincite	20.5148	29.1683	1893.8	4.76139e-08
1000043	Fluorite	42.3438	33.7285	2154.45	0.00036731
9007498	Corundum	37.1414	37.1032	1941.94	0.000229095

Final Rietveld analysis, R_w: 0.154707, Goff: 1.90021

Acknowledgments

- Vilnius COD development group: Research Council of Lithuania, contract No. MIP-124/2010
- all CIF donators, listed on our Web page, numerous anonymous volunteers who help to collect data and keep COD running
- Commercial supporters for donation (hardware and financial support)
- Xmat project “Combination of X-Ray diffraction and X-Ray Fluorescence techniques in material science”, supported by the Provincia Autonoma di Trento and the European Union in the framework of the Marie Curie COFUND program
- Conseil Régional de Basse-Normandie and FEDER: Chaire d'Excellence L. Lutterotti



UNION EUROPENNE

**Le projet Matériaux Caennais
et Caractérisation Fine par Rayons X :
Analyse Combinée
est cofinancé par l'Union européenne.
L'Europe s'engage en Normandie
avec le Fonds Européen
de développement régional européen**

